

Nonfiction

# Butterflies and Moths



Jolly  
Phonics




## Teachers and parents

Before tackling these Yellow Level Readers, a child will need to be able to:

- Recognise the basic 42 letter sounds shown at the bottom of this page;
- Understand the alternative sound made by <y> at the end of words like *happy* and *sunny*, as shown in the leaf below;
- Read (blend) regular words containing these letter sounds;
- Recognise the ten tricky words shown in the flowers below;
- Recognise the names of the three main characters, as well as Phonic.


**Hint:** Recognising word families can help a child read new tricky words. For example, knowing the tricky word *all*, should help a child read the words *ball*, *call*, *fall*, *hall*, *small*, *tall* and *wall*.





s	a	t	i	p	n	ck	e	h	r	m	d	g	o
u	l	f	b	ai	j	oa	ie	ee	or	z	w	ng	v
oo	oo	y	x	ch	sh	th	th	qu	ou	oi	ue	er	ar

Butterflies and moths are insects. They all have wings and six legs.

butterfly



moth



butterfly



Butterflies and moths start as eggs.



o eggs






caterpillar ◦

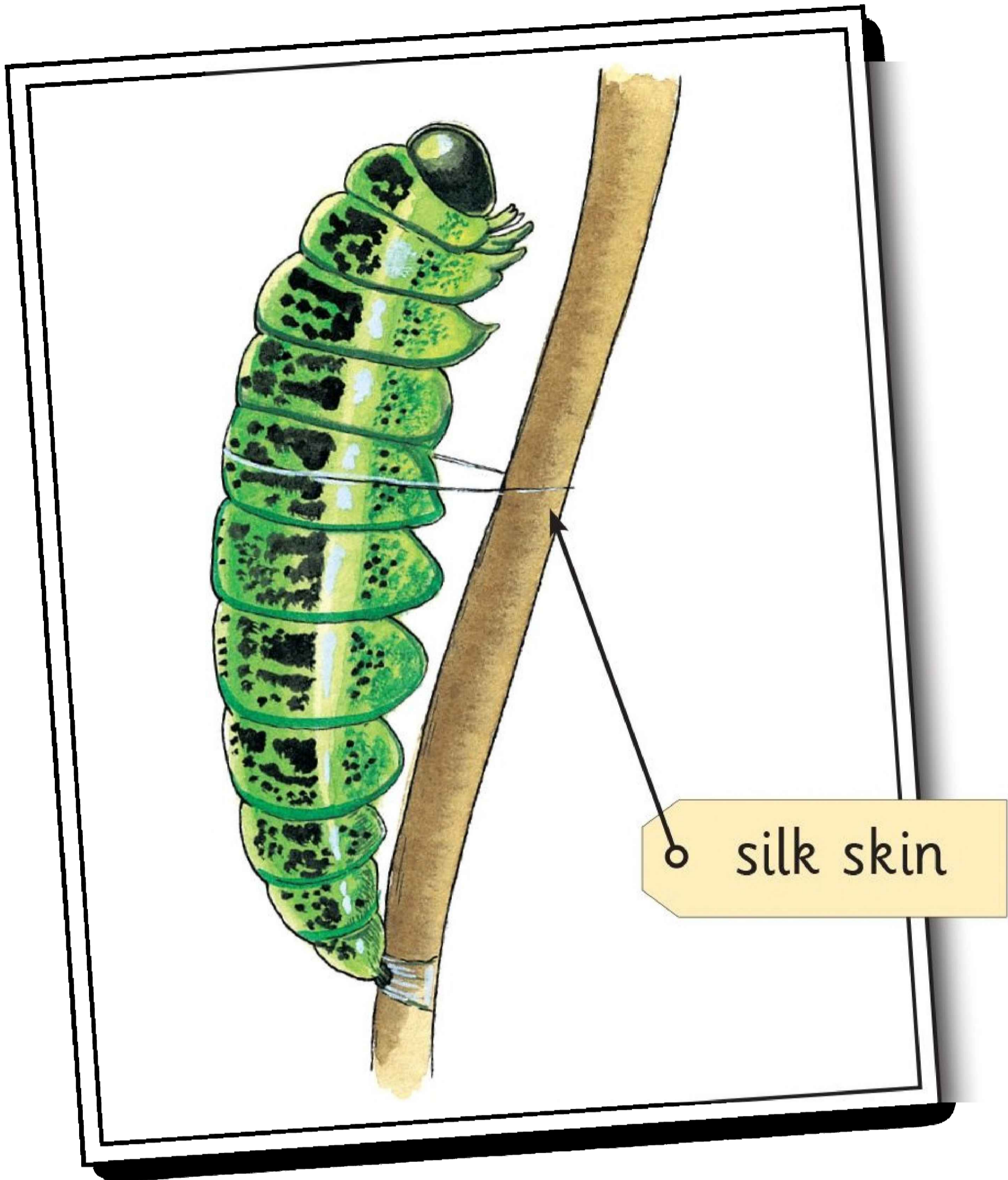
Caterpillars hatch from the eggs. They munch and munch and get bigger and bigger.



As the caterpillar gets bigger, its skin splits, but it keeps on feeding and getting bigger.









Then the caterpillar attaches itself to a stem or a twig, and spins a silk skin around itself.

This skin forms a hard shell, which splits to let the insect out.







Butterflies and moths have a mouth called a proboscis. They suck up nectar with it.



Butterflies' feelers have knobs on the end. Moths' feelers do not, and often look fluffy.





Some moths, but not all of them, come out in the dark.



There are more different sorts of moths than there are different sorts of butterflies.





A lot of butterflies die when winter comes. In the spring, butterflies start to hatch again.



comet moth



Some butterflies and moths have tails. The comet moth has a long tail.



An atlas moth can be as big as a magpie!

magpie



atlas moth



## Reading Comprehension

### Teachers and parents

An important part of becoming a confident, fluent reader is a child's ability to understand what they are reading. Below are some suggestions on how to develop a child's reading comprehension.


- Make reading this book a shared experience between you and the child. Try to avoid leaving it until the whole book is read before talking about it. Occasionally stop at various intervals throughout the book.
- Ask questions about the characters, the setting, the action and the meaning.
- Encourage the child to think about what might happen next. It does not matter if the answer is right or wrong, so long as the suggestion makes sense and demonstrates understanding.
- Ask the child to describe what is happening in the illustrations.
- Relate what is happening in the book to any real-life experiences the child may have.
- Pick out any vocabulary that may be new to the child and ask what they think it means. If they don't know, explain it and relate it to what is happening in the book.
- Encourage the child to summarise, in their own words, what they have read.

### What's in the book?

- Do all butterflies and moths have wings?
- What do butterflies eat?
- What is a moth's mouth called?

### What do you think?

- Why do you think butterflies die in winter?
- How are moths and butterflies different?





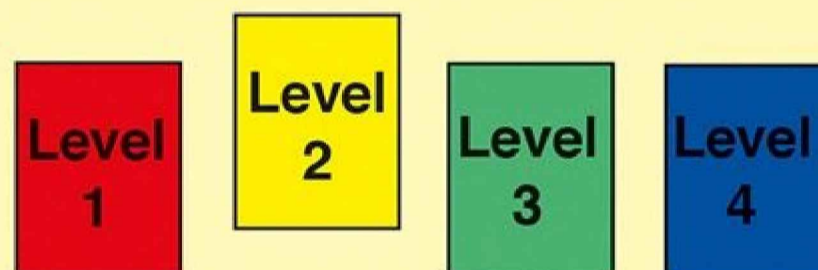


## Jolly Phonics Readers are fully decodable books for new readers.

These Readers have been written with a **carefully controlled vocabulary**, and are specifically designed for children who are learning to read and write with *Jolly Phonics*.

- The text in these Yellow Level Books (second level) uses only **decodable regular words** (words that are made up from the 42 letter sounds taught in the first stage of *Jolly Phonics*, along with the alternative sound of <y> at the end of words like *happy* and *sunny*) and a small number of **'tricky' words** (frequently used words that are not fully decodable at this stage).
- All the tricky words and letter sounds used in this book are shown on the front inside cover; these can be used as a quick practice activity before starting the book.
- **Faint type** is used for any silent letters, like the <b> in 'lamb'.
- **Comprehension questions** and discussion topics are included at the end of the book. These ensure that children are not only able to read the text, but also get meaning from the stories.

### Yellow Level Readers



#### Inky Mouse & Friends

Phonic  
 Hetty  
 Zack's Present  
 Picnic  
 Spots  
 Looking for Snake

#### General Fiction

Monster Party  
 Crabs  
 Red Hen  
 Swimming  
 The Box  
 Animal Chatter

#### Nonfiction

Rainforests  
 Cheese Stars  
 Oil  
 Lizards  
 Shells  
 Butterflies and Moths



Jolly Learning Ltd

© Sara Wernham 2002 (text) © Kevin Maddison 2002 (illustrations)

[www.jollylearning.co.uk](http://www.jollylearning.co.uk) [info@jollylearning.co.uk](mailto:info@jollylearning.co.uk)

Tailours House, High Road, Chigwell, Essex, IG7 6DL, UK. Tel: +44 20 8501 0405  
 82 Winter Sport Lane, Williston, VT 05495, USA. Tel: +1-800-488-2665

Ebook Edition:  
 ISBN: 978-1-84414-784-7 EB7847  
 Printed Edition (only as part of a set):  
 ISBN: 978-1-90361-939-1 JL394