


Nonfiction

Cheese Stars



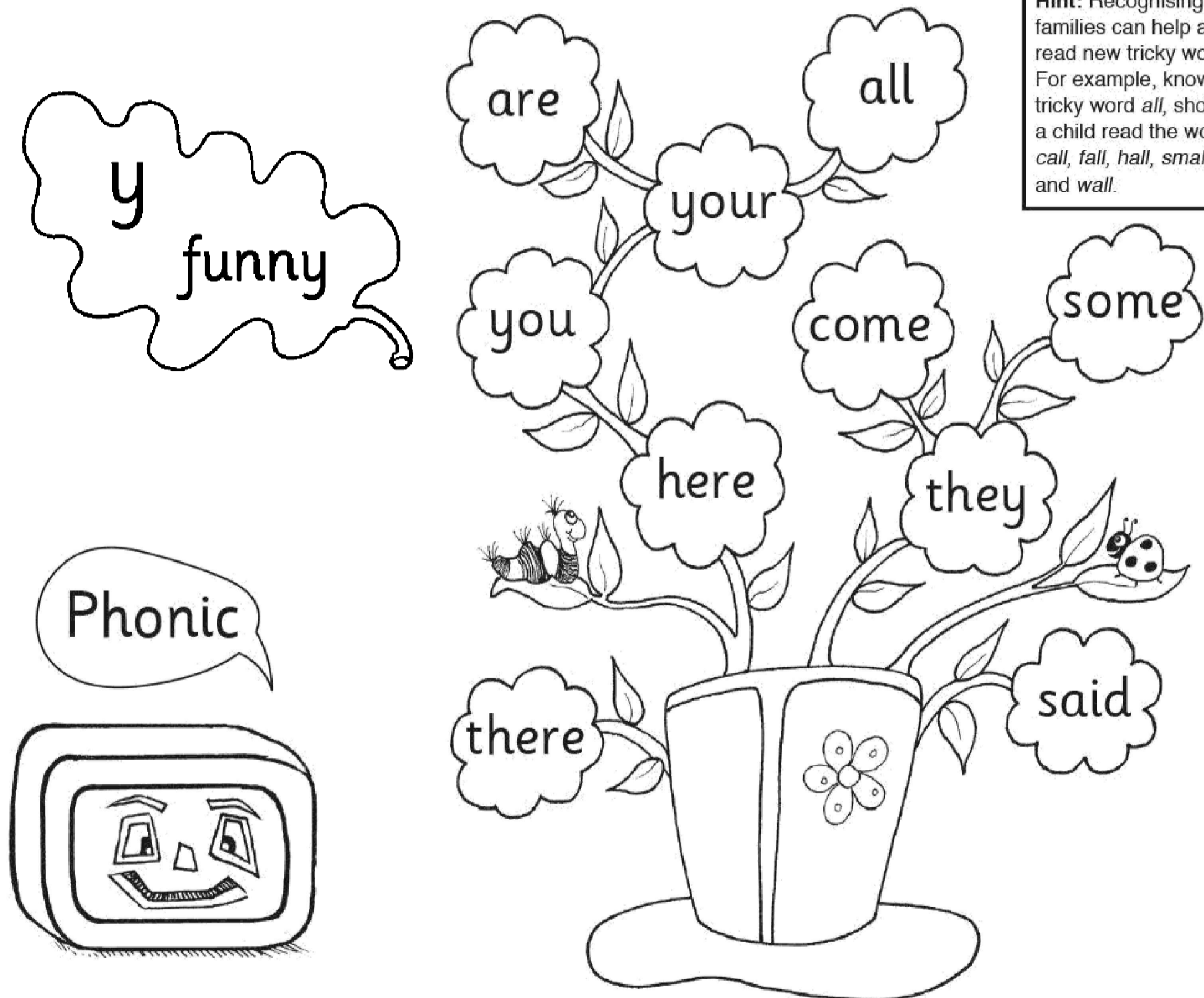
Jolly
Phonics

Teachers and parents

Before tackling these Yellow Level Readers, a child will need to be able to:

- Recognise the basic 42 letter sounds shown at the bottom of this page;
- Understand the alternative sound made by <y> at the end of words like *happy* and *sunny*, as shown in the leaf below;
- Read (blend) regular words containing these letter sounds;
- Recognise the ten tricky words shown in the flowers below;
- Recognise the names of the three main characters, as well as Phonic.



Hint: Recognising word families can help a child read new tricky words. For example, knowing the tricky word *all*, should help a child read the words *ball*, *call*, *fall*, *hall*, *small*, *tall* and *wall*.



s	a	t	i	p	n	ck	e	h	r	m	d	g	o
u	l	f	b	ai	j	oa	ie	ee	or	z	w	ng	v
oo	oo	y	x	ch	sh	th	th	qu	ou	oi	ue	er	ar



You will need:

a cup of plain flour




6 big spoons of butter

a cup of cheese




a pinch of mustard

a small egg



milk to mix




Rub the butter and plain flour with your fingertips.

Add the cheese and mix it in.




fork

Add a small pinch of mustard, and mix.





o a pinch



Crack the egg and whisk it with a fork.

Add the egg to the mix of flour, butter and cheese.






Mix it until it sticks together and forms a ball. Add some milk if needed.

Wrap the mix and chill it.



o food wrap

Flatten the mix until it is about as thick as your finger.




Cut out some stars.

Scatter some cheese on top and cook for ten mins, or until you can smell the cheese.



cheese on top o

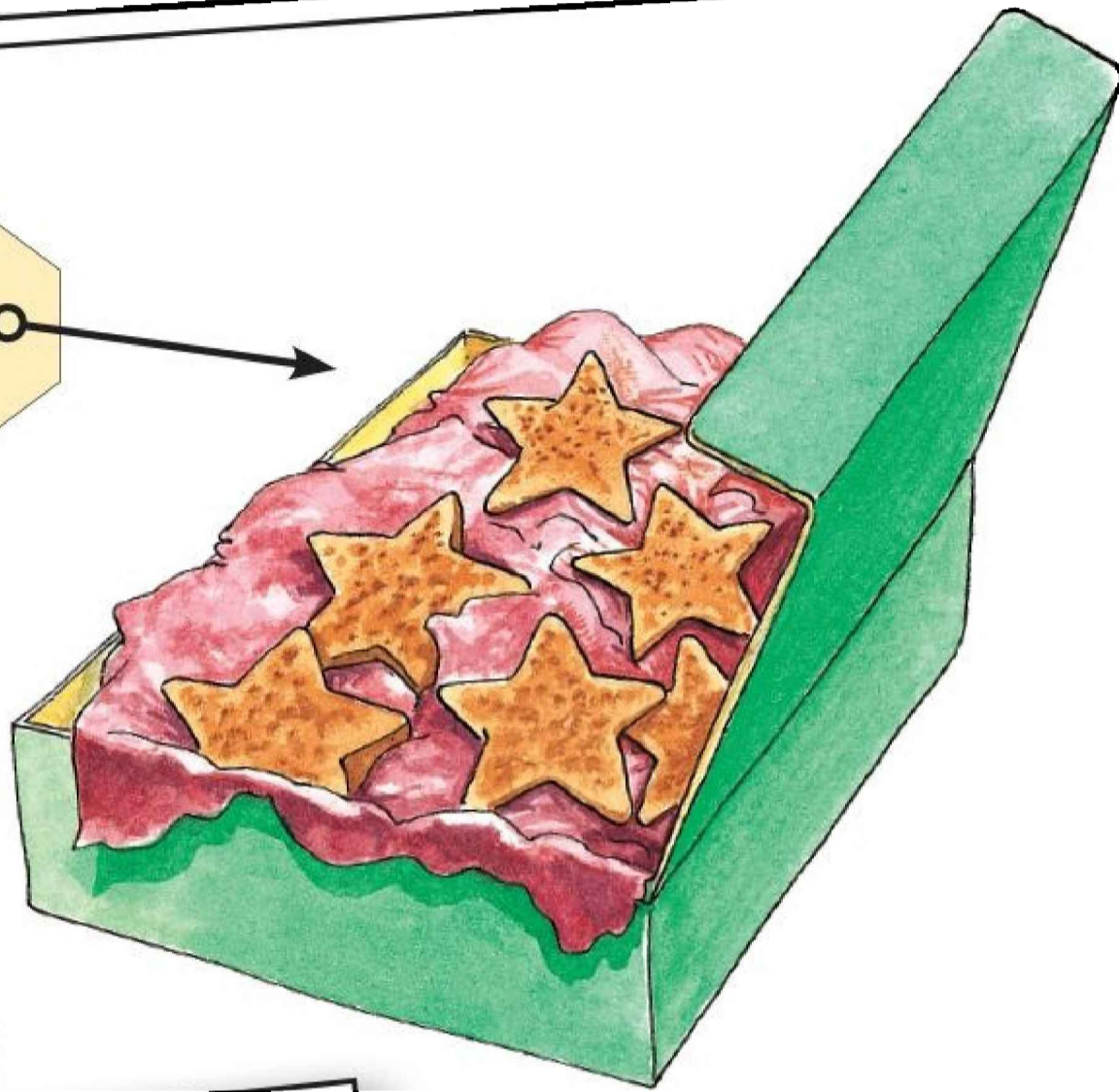
hot stars



Lift the stars off the sheet and wait for them to cool.

Pack them in a box,
as a gift, or...

gift box



...munch
them,
mmmmmm!

Reading Comprehension

Teachers and parents

An important part of becoming a confident, fluent reader is a child's ability to understand what they are reading. Below are some suggestions on how to develop a child's reading comprehension.


- Make reading this book a shared experience between you and the child. Try to avoid leaving it until the whole book is read before talking about it. Occasionally stop at various intervals throughout the book.
- Ask questions about the characters, the setting, the action and the meaning.
- Encourage the child to think about what might happen next. It does not matter if the answer is right or wrong, so long as the suggestion makes sense and demonstrates understanding.
- Ask the child to describe what is happening in the illustrations.
- Relate what is happening in the book to any real-life experiences the child may have.
- Pick out any vocabulary that may be new to the child and ask what they think it means. If they don't know, explain it and relate it to what is happening in the book.
- Encourage the child to summarise, in their own words, what they have read.

What's in the book?

- What do you rub together with your fingertips?
- What do you add a pinch of?
- What is added to the flour, butter and cheese?

What do you think?

- Why do you put cheese on top before cooking?
- Who could you give the cheese stars to?



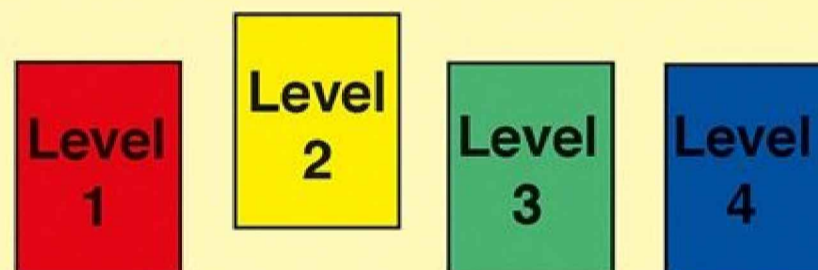


Jolly Phonics Readers are fully decodable books for new readers.

These Readers have been written with a **carefully controlled vocabulary**, and are specifically designed for children who are learning to read and write with *Jolly Phonics*.

- The text in these Yellow Level Books (second level) uses only **decodable regular words** (words that are made up from the 42 letter sounds taught in the first stage of *Jolly Phonics*, along with the alternative sound of <y> at the end of words like *happy* and *sunny*) and a small number of **'tricky' words** (frequently used words that are not fully decodable at this stage).
- All the tricky words and letter sounds used in this book are shown on the front inside cover; these can be used as a quick practice activity before starting the book.
- **Faint type** is used for any silent letters, like the in 'lamb'.
- **Comprehension questions** and discussion topics are included at the end of the book. These ensure that children are not only able to read the text, but also get meaning from the stories.

Yellow Level Readers



Inky Mouse & Friends

Phonic
Hetty
Zack's Present
Picnic
Spots
Looking for Snake

General Fiction

Monster Party
Crabs
Red Hen
Swimming
The Box
Animal Chatter

Nonfiction

Rainforests
Cheese Stars
Oil
Lizards
Shells
Butterflies and Moths



© Sara Wernham 2002 (text) © Kevin Maddison 2002 (illustrations)

www.jollylearning.co.uk info@jollylearning.co.uk

Tailours House, High Road, Chigwell, Essex, IG7 6DL, UK. Tel: +44 20 8501 0405
82 Winter Sport Lane, Williston, VT 05495, USA. Tel: +1-800-488-2665

Ebook Edition:
ISBN: 978-1-84414-780-9 EB7809
Printed Edition (only as part of a set):
ISBN: 978-1-90361-939-1 JL394