


Inky Mouse & Friends

Daisy and Buttercup

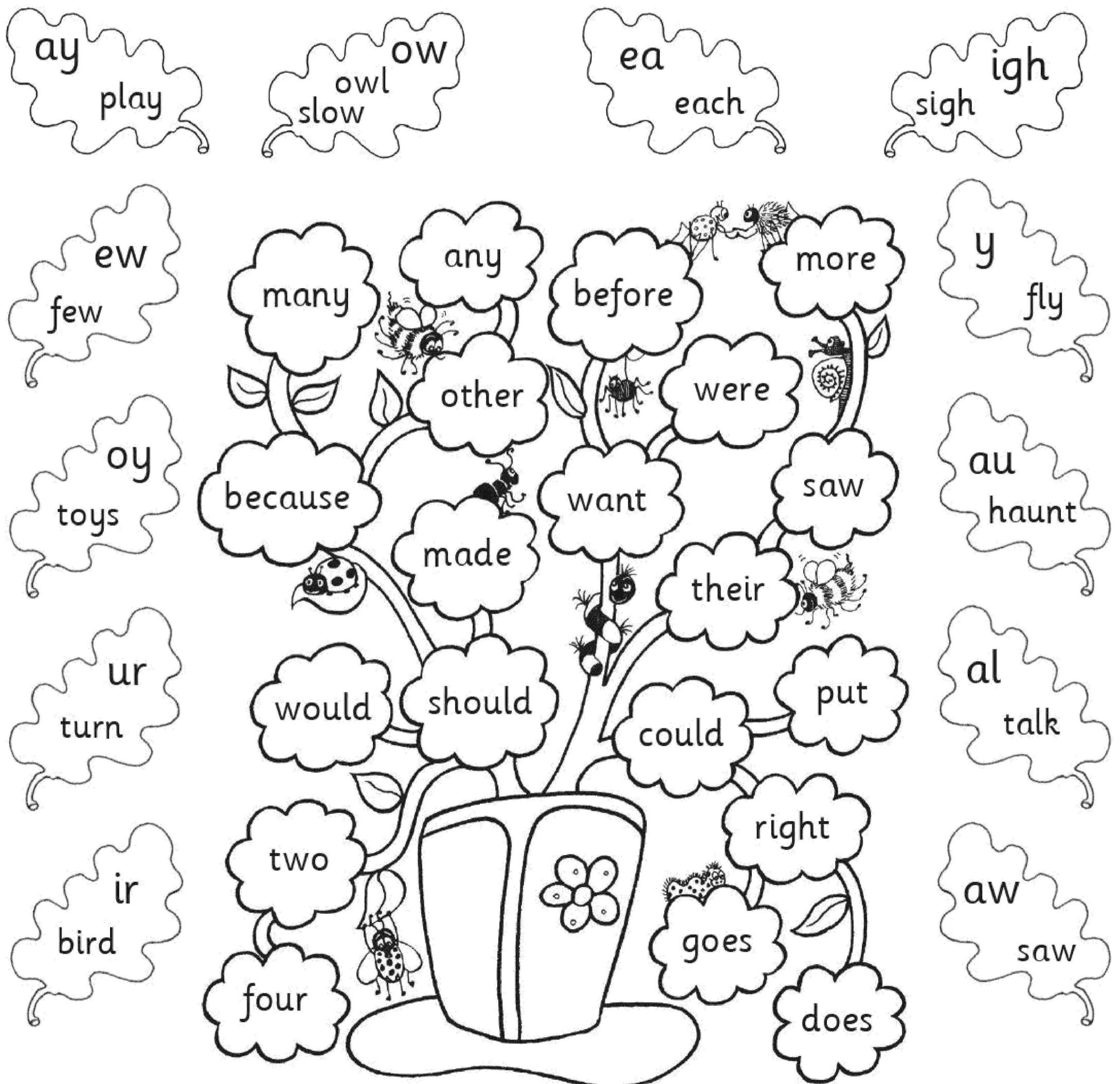



Jolly
Phonics

Teachers and parents

Before tackling these Blue Level Readers, a child will need to be able to:


- Recognise the basic 42 letter sounds, <y> as in *happy*, the 'hop-over <e>' digraphs in words like *take*, *these*, *bike*, *code* and *mule*, and the other main alternative vowel spellings in the leaves below;
- Read (blend) regular words containing these letter sounds;
- Recognise the twenty tricky words shown in the flowers below;
- Recognise the names of the three main characters, as well as Phonic.






Farmer Green keeps a herd of cows on Moat Farm. He has to milk them every morning and every evening.

“Come on, come on!” he shouts, and the cows line up outside the milking shed.





Daisy and Buttercup are two of Farmer Green's cows. In the summer, they spend their time on the marshes. They come back to the farm when Farmer Green calls them.

One day, Daisy and Buttercup stood on the marsh, chewing the cud and chatting. They had spent some time looking for thistles but had not found any. Fresh thistles were what Buttercup liked best.



As they ambled along the side of a stream, Buttercup spotted a very big thistle. It was growing at the bottom of the bank, down by the stream.





“Ooh! Look at that thistle,” she mooed to Daisy.

“Mmmm, what a shame it is so far down the bank. You will never reach it,” said Daisy.

“I think I might... just,” mooed Buttercup, stretching her neck down.


“You will never get it,” Daisy snorted and shook her head.



“Yes I will,” insisted Buttercup. “Just a little further. If I take one more step and stretch a little more, it’s mine.”


With that, Buttercup took one more step and tumbled down the bank and into the stream.

“Help!” she mooed as she struggled to get out. But the bottom of the stream was soft, and Buttercup’s hooves just sank further and further into the soft mud.



“Stay still,” shouted Daisy from the top of the bank, “I will get help,” and she started mooing as loudly as she could.


Farmer Green soon arrived to see what all the noise was about.



“What’s up?” he said to Daisy. “Where is Buttercup? You two are always together.”


Daisy peered down the bank and mooed again. Farmer Green peered down the bank too.

“Buttercup!” he exclaimed. “What are you doing down there?”



Buttercup stood in the stream looking very sad, muddy and wet. Farmer Green slithered down the bank and tried to get Buttercup out. But it was no good. Buttercup was stuck!

Moo!






“Can we help?”

Farmer Green looked up and saw a fireman peering down from the other side of the bank.

“Someone saw a cow stuck in a stream and called us,” he continued.


“If you can,” said Farmer Green. “I cannot get her out, and I cannot get my tractor down here as the ground is too soft. Your truck would get stuck too. I do not know how we can get her out.”




The fireman came down the bank and looked at Buttercup.

“Hand that long ladder down, and as much rope as we have,” he called up.


They put the ladder so it lay across the stream from bank to bank. One of the firemen crawled along the ladder. Another one put on long rubber boots and walked into the stream. Between them, they got a long thick rope around Buttercup's middle.




All the firemen and Farmer Green heaved and heaved. Buttercup struggled to help, and with a squish and a squelch she was free. They heaved some more and hauled Buttercup back up the bank.



“Hooray!” everyone cried.



The firemen hosed down a very muddy and soggy-looking Buttercup. Farmer Green thanked them and helped them pack away all their things. Then he waved them goodbye as they drove off.



Turning back to Buttercup, he said, "Come on, old girl. You had better thank Daisy for getting help so quickly. It would have become very cold in there. Let's go back to the farm and you can have something to eat in safety!"

Reading Comprehension

Teachers and parents

An important part of becoming a confident, fluent reader is a child's ability to understand what they are reading. Below are some suggestions on how to develop a child's reading comprehension.


- Make reading this book a shared experience between you and the child. Try to avoid leaving it until the whole book is read before talking about it. Occasionally stop at various intervals throughout the book.
- Ask questions about the characters, the setting, the action and the meaning.
- Encourage the child to think about what might happen next. It does not matter if the answer is right or wrong, so long as the suggestion makes sense and demonstrates understanding.
- Ask the child to describe what is happening in the illustrations.
- Relate what is happening in the book to any real-life experiences the child may have.
- Pick out any vocabulary that may be new to the child and ask what they think it means. If they don't know, explain it and relate it to what is happening in the book.
- Encourage the child to summarise, in their own words, what they have read.

What's in the book?

- When does Farmer Green have to milk the cows?
- What does Buttercup like to eat?
- Who arrives to help get Buttercup out of the stream?

What do you think?

- Why is it so hard to get Buttercup out of the stream?
- How does Farmer Green feel when the firemen arrive?





Jolly Phonics Readers are fully decodable books for new readers.

These Readers have been written with a **carefully controlled vocabulary**, and are specifically designed for children who are learning to read and write with *Jolly Phonics*.

- The text in these Blue Level Books (fourth level) uses only **decodable regular words** that use the letter-sound knowledge taught so far: the 42 main letter sounds, <y> as in *happy*, and the main alternative vowel spellings (the 'hop-over <e>' spellings of the long vowel sounds, <ay> as in *day*, <ea> as in *seat*, <y> and <igh> as in *fly* and *high*, <ow> as in *low* and *now*, <ew> as in *dew*, <oy> as in *joy*, <ir> and <ur> as in *bird* and *turn*, and <al>, <au> and <aw> as in *talk*, *pause* and *saw*), and a small number of **'tricky' words** (frequently used words that are not fully decodable at this stage).
- All new tricky words and alternative vowel spellings used are shown on the front inside cover; these can be used as a quick practice activity before starting the book.
- **Faint type** is used for silent letters, like the in 'lamb'.
- **Comprehension questions** and discussion topics are included at the end of the book. These ensure that children are not only able to read the text, but also get meaning from the stories.

Blue Level Readers



Inky Mouse & Friends	General Fiction	Nonfiction
The Bird House	The Enormous Turnip	Soccer
Daisy and Buttercup	Rumpelstiltskin	Mountains
The New Kitten	Puppets	Henry Ford
An Inter-Hive Match	Many More Monsters	Sharks
The Maize Maze	The Pumpkin Party	The Moon
Beach Rescue	Town Mouse and Country Mouse	The Nile



© Sara Wernham 2007 (text) © Karen Lamb 2007 (illustrations)

www.jollylearning.co.uk info@jollylearning.co.uk

Tailours House, High Road, Chigwell, Essex, IG7 6DL, UK. Tel: +44 20 8501 0405
82 Winter Sport Lane, Williston, VT 05495, USA. Tel: +1-800-488-2665

Ebook Edition:
ISBN: 978-1-84414-804-2 EB8042
Printed Edition (only as part of a set):
ISBN: 978-1-84414-054-1 JL547