

Inky Mouse & Friends

Hetty




Jolly
Phonics

Teachers and parents


Before tackling these Yellow Level Readers, a child will need to be able to:

- Recognise the basic 42 letter sounds shown at the bottom of this page;
- Understand the alternative sound made by <y> at the end of words like *happy* and *sunny*, as shown in the leaf below;
- Read (blend) regular words containing these letter sounds;
- Recognise the ten tricky words shown in the flowers below;
- Recognise the names of the three main characters, as well as Phonic.

Hint: Recognising word families can help a child read new tricky words. For example, knowing the tricky word *all*, should help a child read the words *ball*, *call*, *fall*, *hall*, *small*, *tall* and *wall*.




s	a	t	i	p	n	ck	e	h	r	m	d	g	o
u	l	f	b	ai	j	oa	ie	ee	or	z	w	ng	v
oo	oo	y	x	ch	sh	th	th	qu	ou	oi	ue	er	ar



There are lots of hens on Moat Farm. Every morning, Farmer Green feeds them with corn.

Cluck!




This is Hetty.
She is sitting on her nest.

From her nest she can see the sacks of corn in the barn.




She crosses to the barn and looks around. Ben and Neb are asleep in the sun.






Hetty starts to peck at some corn that has spilled out of a sack.

Molly the cat and her kitten,
Tolly, are looking around the
barnyard.





They stop at the barn and sniff.
They can smell something
interesting.




They pad into the barn and creep along. Tolly stops and sniffs at the sack of corn.

Then he pats the sack. In the sack, Hetty feels afraid. She sits as still as she can.




Just then, there is a scratching sound. Molly and Tolly look round, and see rats!





They dash to the corner of the barn and the rats run off.



Lucky Hetty slips quickly back to the hen house and her nest and eggs.

Reading Comprehension

Teachers and parents

An important part of becoming a confident, fluent reader is a child's ability to understand what they are reading. Below are some suggestions on how to develop a child's reading comprehension.


- Make reading this book a shared experience between you and the child. Try to avoid leaving it until the whole book is read before talking about it. Occasionally stop at various intervals throughout the book.
- Ask questions about the characters, the setting, the action and the meaning.
- Encourage the child to think about what might happen next. It does not matter if the answer is right or wrong, so long as the suggestion makes sense and demonstrates understanding.
- Ask the child to describe what is happening in the illustrations.
- Relate what is happening in the book to any real-life experiences the child may have.
- Pick out any vocabulary that may be new to the child and ask what they think it means. If they don't know, explain it and relate it to what is happening in the book.
- Encourage the child to summarise, in their own words, what they have read.

What's in the book?

- What kind of animal is Hetty?
- What can Hetty see from her nest?
- What do Molly and Tolly see in the barn?

What do you think?

- Why does Hetty hide in the sack?
- How does Hetty feel when she is back on her nest?



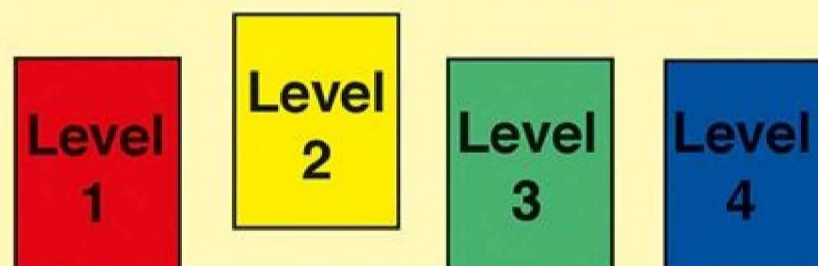


Jolly Phonics Readers are fully decodable books for new readers.

These Readers have been written with a **carefully controlled vocabulary**, and are specifically designed for children who are learning to read and write with *Jolly Phonics*.

- The text in these Yellow Level Books (second level) uses only **decodable regular words** (words that are made up from the 42 letter sounds taught in the first stage of *Jolly Phonics*, along with the alternative sound of <y> at the end of words like *happy* and *sunny*) and a small number of **'tricky' words** (frequently used words that are not fully decodable at this stage).
- All the tricky words and letter sounds used in this book are shown on the front inside cover; these can be used as a quick practice activity before starting the book.
- **Faint type** is used for any silent letters, like the in 'lamb'.
- **Comprehension questions** and discussion topics are included at the end of the book. These ensure that children are not only able to read the text, but also get meaning from the stories.

Yellow Level Readers



Inky Mouse & Friends	General Fiction	Nonfiction
Phonic	Monster Party	Rainforests
Hetty	Crabs	Cheese Stars
Zack's Present	Red Hen	Oil
Picnic	Swimming	Lizards
Spots	The Box	Shells
Looking for Snake	Animal Chatter	Butterflies and Moths



© Sara Wernham 2002 (text) © Lib Stephen 2002 (illustrations)

www.jollylearning.co.uk info@jollylearning.co.uk

Tailours House, High Road, Chigwell, Essex, IG7 6DL, UK. Tel: +44 20 8501 0405
82 Winter Sport Lane, Williston, VT 05495, USA. Tel: +1-800-488-2665

Ebook Edition:
ISBN: 978-1-84414-768-7 EB7687
Printed Edition (only as part of a set):
ISBN: 978-1-90361-986-5 JL866