

Nonfiction

Lizards




Jolly
Phonics

Teachers and parents

Before tackling these Yellow Level Readers, a child will need to be able to:


- Recognise the basic 42 letter sounds shown at the bottom of this page;
- Understand the alternative sound made by <y> at the end of words like *happy* and *sunny*, as shown in the leaf below;
- Read (blend) regular words containing these letter sounds;
- Recognise the ten tricky words shown in the flowers below;
- Recognise the names of the three main characters, as well as Phonic.

Hint: Recognising word families can help a child read new tricky words. For example, knowing the tricky word *all*, should help a child read the words *ball*, *call*, *fall*, *hall*, *small*, *tall* and *wall*.



s	a	t	i	p	n	ck	e	h	r	m	d	g	o
u	l	f	b	ai	j	oa	ie	ee	or	z	w	ng	v
oo	oo	y	x	ch	sh	th	th	qu	ou	oi	ue	er	ar

A lizard has a slim body and a long tail.




Lizards feed on insects.

eggs




Lizards hatch from eggs, which are laid in the soil or hidden under rocks.


Lizards need the sun. This is a common lizard sitting in the sun.



In the tropics, lizards live in the houses and catch bugs and insects.



house



tree trunk ○


Shinning skinks can run up steep rocks and tree trunks.

The ring-tailed dragon runs on its back legs and jumps, to catch insects.




o back leg

The basilisk lizard runs on its back legs too.




It can run across the top of a pond or river for several steps, without sinking.

The frilled lizard has a big flap of skin around its neck.



o flap of skin

frill



If it is attacked, it raises its frill to look bigger.

This lizard is a thorny devil.




It lives in deserts and feeds on ants.



If a lizard is attacked, it can shed its tail. The lizard runs free, and just its tail is left.

The lizard lives on and soon...



...its tail will develop again!

Reading Comprehension

Teachers and parents

An important part of becoming a confident, fluent reader is a child's ability to understand what they are reading. Below are some suggestions on how to develop a child's reading comprehension.


- Make reading this book a shared experience between you and the child. Try to avoid leaving it until the whole book is read before talking about it. Occasionally stop at various intervals throughout the book.
- Ask questions about the characters, the setting, the action and the meaning.
- Encourage the child to think about what might happen next. It does not matter if the answer is right or wrong, so long as the suggestion makes sense and demonstrates understanding.
- Ask the child to describe what is happening in the illustrations.
- Relate what is happening in the book to any real-life experiences the child may have.
- Pick out any vocabulary that may be new to the child and ask what they think it means. If they don't know, explain it and relate it to what is happening in the book.
- Encourage the child to summarise, in their own words, what they have read.

What's in the book?

- What do lizards feed on?
- What do lizards need?
- What can a frilled lizard do if it is attacked?

What do you think?

- Which lizard do you like best and why?
- Why does shedding its tail help a lizard?



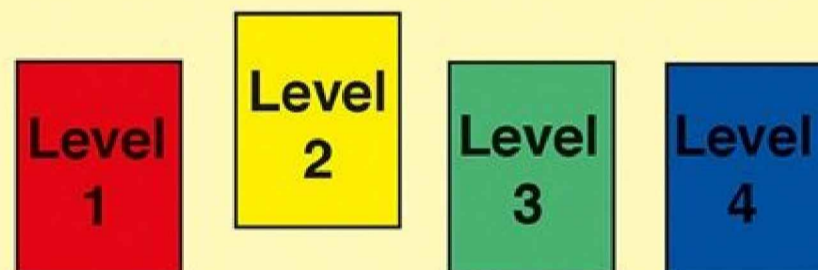


Jolly Phonics Readers are fully decodable books for new readers.

These Readers have been written with a **carefully controlled vocabulary**, and are specifically designed for children who are learning to read and write with *Jolly Phonics*.

- The text in these Yellow Level Books (second level) uses only **decodable regular words** (words that are made up from the 42 letter sounds taught in the first stage of *Jolly Phonics*, along with the alternative sound of <y> at the end of words like *happy* and *sunny*) and a small number of **'tricky' words** (frequently used words that are not fully decodable at this stage).
- All the tricky words and letter sounds used in this book are shown on the front inside cover; these can be used as a quick practice activity before starting the book.
- **Faint type** is used for any silent letters, like the in 'lamb'.
- **Comprehension questions** and discussion topics are included at the end of the book. These ensure that children are not only able to read the text, but also get meaning from the stories.

Yellow Level Readers



Inky Mouse & Friends

Phonic
Hetty
Zack's Present
Picnic
Spots
Looking for Snake

General Fiction

Monster Party
Crabs
Red Hen
Swimming
The Box
Animal Chatter

Nonfiction

Rainforests
Cheese Stars
Oil
Lizards
Shells
Butterflies and Moths



Jolly Learning Ltd

© Sara Wernham 2002 (text) © Kevin Maddison 2002 (illustrations)

www.jollylearning.co.uk info@jollylearning.co.uk

Tailours House, High Road, Chigwell, Essex, IG7 6DL, UK. Tel: +44 20 8501 0405
82 Winter Sport Lane, Williston, VT 05495, USA. Tel: +1-800-488-2665

Ebook Edition:
ISBN: 978-1-84414-782-3 EB7823
Printed Edition (only as part of a set):
ISBN: 978-1-90361-939-1 JL394