

Inky Mouse & Friends

# Monster Footsteps




Jolly  
Phonics



## Teachers and parents

Before tackling these Red Level Readers, a child will need to be able to:


- Recognise the basic 42 letter sounds shown at the bottom of this page;
- Read (blend) regular words containing these letter sounds;
- Recognise the eleven tricky words shown in the flowers below;
- Recognise the names of the three main characters: Inky, Snake and Bee.



s	a	t	i	p	n	ck	e	h	r	m	d	g	o
u	l	f	b	ai	j	oa	ie	ee	or	z	w	ng	v
oo	oo	y	x	ch	sh	th	th	qu	ou	oi	ue	er	ar

d d d d d d d d


Help!



Snake, Inky and Bee  
jump.




Help!  
Is it a monster?






Can it be big  
monster footsteps?





Inky, Snake and Bee  
look around.









Under a tree  
is a drum.



Bee, Snake and Inky  
look up.







At the tree top  
are three squirrels,  
cracking nuts.



The nutshells drop  
and hit the drum.





## Reading Comprehension

### Teachers and parents

An important part of becoming a confident, fluent reader is a child's ability to understand what they are reading. Below are some suggestions on how to develop a child's reading comprehension.


- Make reading this book a shared experience between you and the child. Try to avoid leaving it until the whole book is read before talking about it. Occasionally stop at various intervals throughout the book.
- Ask questions about the characters, the setting, the action and the meaning.
- Encourage the child to think about what might happen next. It does not matter if the answer is right or wrong, so long as the suggestion makes sense and demonstrates understanding.
- Ask the child to describe what is happening in the illustrations.
- Relate what is happening in the book to any real-life experiences the child may have.
- Pick out any vocabulary that may be new to the child and ask what they think it means. If they don't know, explain it and relate it to what is happening in the book.
- Encourage the child to summarise, in their own words, what they have read.

### What's in the book?

- What do Inky, Snake and Bee think the noises are?
- What is under the tree?
- What are the squirrels eating?

### What do you think?

- Why do Inky, Snake and Bee think there is a monster?
- What is really making the noise?







*Jolly Phonics Readers are fully decodable books for new readers.*

These Readers have been written with a **carefully controlled vocabulary**, and are specifically designed for children who are learning to read and write with *Jolly Phonics*.

- The text in these Red Level Books (first level) uses only **decodable regular words** (words that are made up from the 42 letter sounds taught in the first stage of *Jolly Phonics*) and a small number of **'tricky' words** (frequently used words that are not fully decodable at this stage).
- All the tricky words and letter sounds used in this book are shown on the front inside cover; these can be used as a quick practice activity before starting the book.
- **Faint type** is used for any silent letters, like the <b> in 'lamb'.
- **Comprehension questions** and discussion topics are included at the end of the book. These ensure that children are not only able to read the text, but also get meaning from the stories.

## Red Level Readers



Inky Mouse & Friends	General Fiction	Nonfiction
Mud	The Rocket	Star and Fish
Inky	Monsters	A Dog Has Pups
Zack	The Pond	A Shoal of Fish
Snake	Helping	Slugs and Snails
Monster Footsteps	The Wind and the Sun	Foxes
Moat Farm	Book Week	Insects



© Sara Wernham 2001 (text) © Lib Stephen 2001 (illustrations)

[www.jollylearning.co.uk](http://www.jollylearning.co.uk) [info@jollylearning.co.uk](mailto:info@jollylearning.co.uk)

Tailours House, High Road, Chigwell, Essex, IG7 6DL, UK. Tel: +44 20 8501 0405  
82 Winter Sport Lane, Williston, VT 05495, USA. Tel: +1-800-488-2665

Ebook Edition:  
ISBN: 978-1-84414-753-3 EB7533  
Printed Edition (only as part of a set):  
ISBN: 978-1-90361-947-6 JL475