

General Fiction

Monster Party




Jolly
Phonics

Teachers and parents

Before tackling these Yellow Level Readers, a child will need to be able to:

- Recognise the basic 42 letter sounds shown at the bottom of this page;
- Understand the alternative sound made by <y> at the end of words like *happy* and *sunny*, as shown in the leaf below;
- Read (blend) regular words containing these letter sounds;
- Recognise the ten tricky words shown in the flowers below;
- Recognise the names of the three main characters, as well as Phonic.

Hint: Recognising word families can help a child read new tricky words. For example, knowing the tricky word *all*, should help a child read the words *ball*, *call*, *fall*, *hall*, *small*, *tall* and *wall*.



s	a	t	i	p	n	ck	e	h	r	m	d	g	o
u	l	f	b	ai	j	oa	ie	ee	or	z	w	ng	v
oo	oo	y	x	ch	sh	th	th	qu	ou	oi	ue	er	ar



A muddy, soggy, smelly
monster comes struggling
out of the pond.



A silly, happy, jolly monster is doing handstands in the park.



A cuddly, fluffy, sleepy monster
- will he ever get out of bed?





A speedy, sporty, spotty monster
runs quickly up the street.

A silver, sparkly, glittering
monster is having...



...a monster party!

Monster party, fun for all,
Monsters run out from the hall.





There they are, monsters all,
Noisy monsters shout and call.

Monster party, fun for all,
That clever monster is dribbling
a ball.





There they are, monsters all,
Tumbling monsters, big and small.


There they are, monsters all,
Quick, that monster is
about to fall.





There they are, monsters all,
It is lucky that monster is long
and tall.

The monster party was fun for all,



Sh!

Sleeping monsters against the wall.

Reading Comprehension

Teachers and parents

An important part of becoming a confident, fluent reader is a child's ability to understand what they are reading. Below are some suggestions on how to develop a child's reading comprehension.


- Make reading this book a shared experience between you and the child. Try to avoid leaving it until the whole book is read before talking about it. Occasionally stop at various intervals throughout the book.
- Ask questions about the characters, the setting, the action and the meaning.
- Encourage the child to think about what might happen next. It does not matter if the answer is right or wrong, so long as the suggestion makes sense and demonstrates understanding.
- Ask the child to describe what is happening in the illustrations.
- Relate what is happening in the book to any real-life experiences the child may have.
- Pick out any vocabulary that may be new to the child and ask what they think it means. If they don't know, explain it and relate it to what is happening in the book.
- Encourage the child to summarise, in their own words, what they have read.

What's in the book?

- Who is doing handstands in the park?
- Who is in bed?
- What is the clever monster doing?

What do you think?

- Does the monster like being in the pond?
- Why is it lucky that the red monster is long and tall?



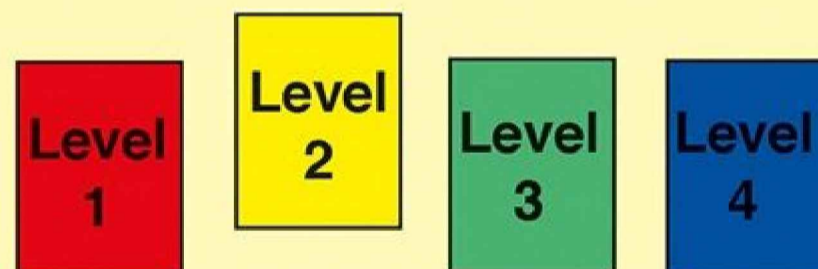


Jolly Phonics Readers are fully decodable books for new readers.

These Readers have been written with a **carefully controlled vocabulary**, and are specifically designed for children who are learning to read and write with *Jolly Phonics*.

- The text in these Yellow Level Books (second level) uses only **decodable regular words** (words that are made up from the 42 letter sounds taught in the first stage of *Jolly Phonics*, along with the alternative sound of <y> at the end of words like *happy* and *sunny*) and a small number of **'tricky' words** (frequently used words that are not fully decodable at this stage).
- All the tricky words and letter sounds used in this book are shown on the front inside cover; these can be used as a quick practice activity before starting the book.
- **Faint type** is used for any silent letters, like the in 'lamb'.
- **Comprehension questions** and discussion topics are included at the end of the book. These ensure that children are not only able to read the text, but also get meaning from the stories.

Yellow Level Readers



Inky Mouse & Friends

Phonic
 Hetty
 Zack's Present
 Picnic
 Spots
 Looking for Snake

General Fiction

Monster Party
 Crabs
 Red Hen
 Swimming
 The Box
 Animal Chatter

Nonfiction

Rainforests
 Cheese Stars
 Oil
 Lizards
 Shells
 Butterflies and Moths



Jolly Learning Ltd

© Sara Wernham 2002 (text) © Lib Stephen 2002 (illustrations)

www.jollylearning.co.uk info@jollylearning.co.uk

Tailours House, High Road, Chigwell, Essex, IG7 6DL, UK. Tel: +44 20 8501 0405
 82 Winter Sport Lane, Williston, VT 05495, USA. Tel: +1-800-488-2665

Ebook Edition:
 ISBN: 978-1-84414-773-1 EB7731
 Printed Edition (only as part of a set):
 ISBN: 978-1-90361-993-3 JL939