



Nonfiction

Mushrooms

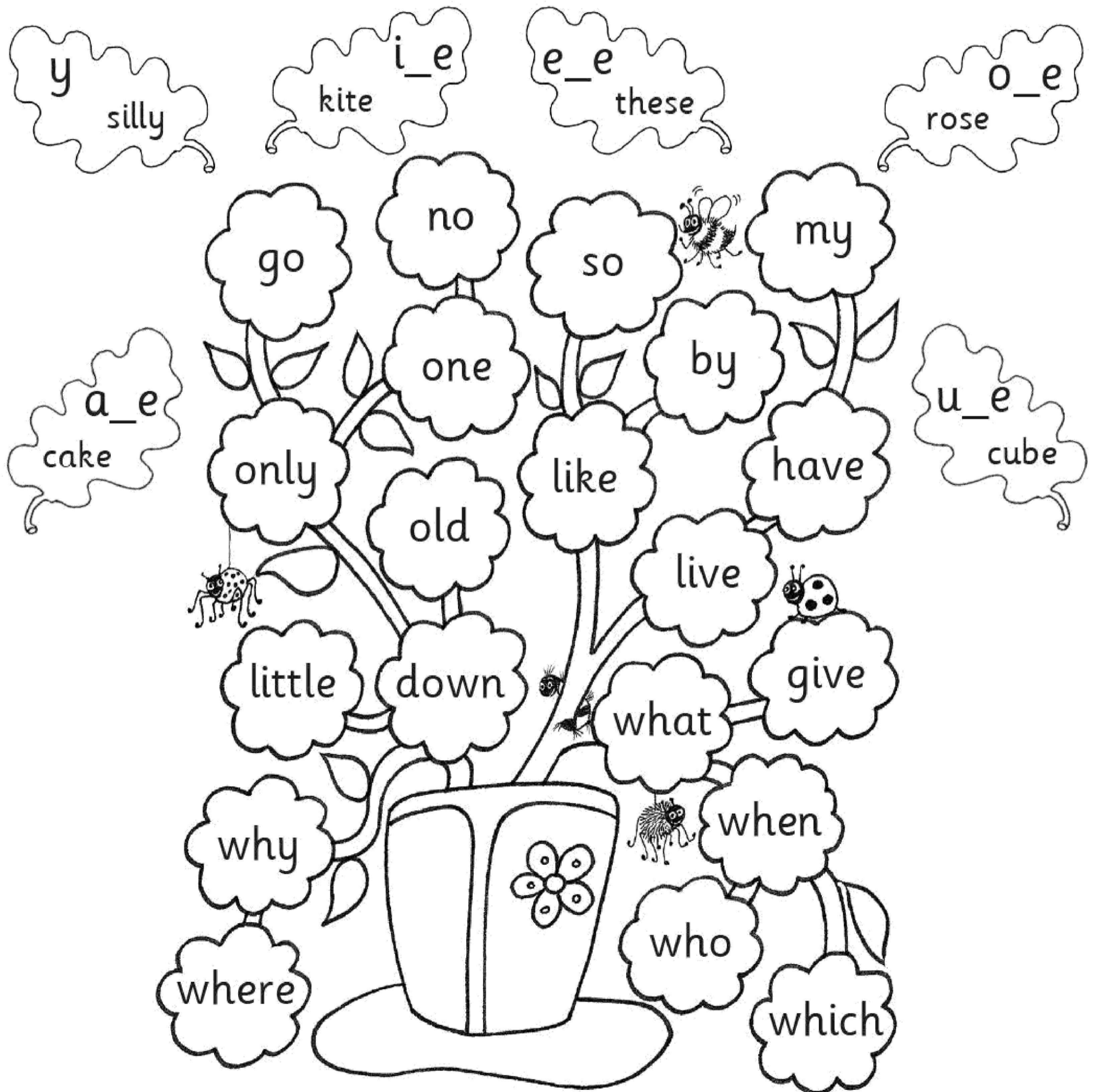


Jolly
Phonics

Teachers and parents


Before tackling these Green Level Readers, a child will need to be able to:

- Recognise the basic 42 letter sounds;
- Recognise the alternative letter-sound spellings in the leaves below, including the 'hop-over <e>' digraphs in words like *take*, *these*, *bike*, *code*, *mule*;
- Read (blend) regular words containing these letter sounds;
- Recognise the twenty tricky words shown in the flowers below;
- Recognise the names of the three main characters, as well as Phonic.



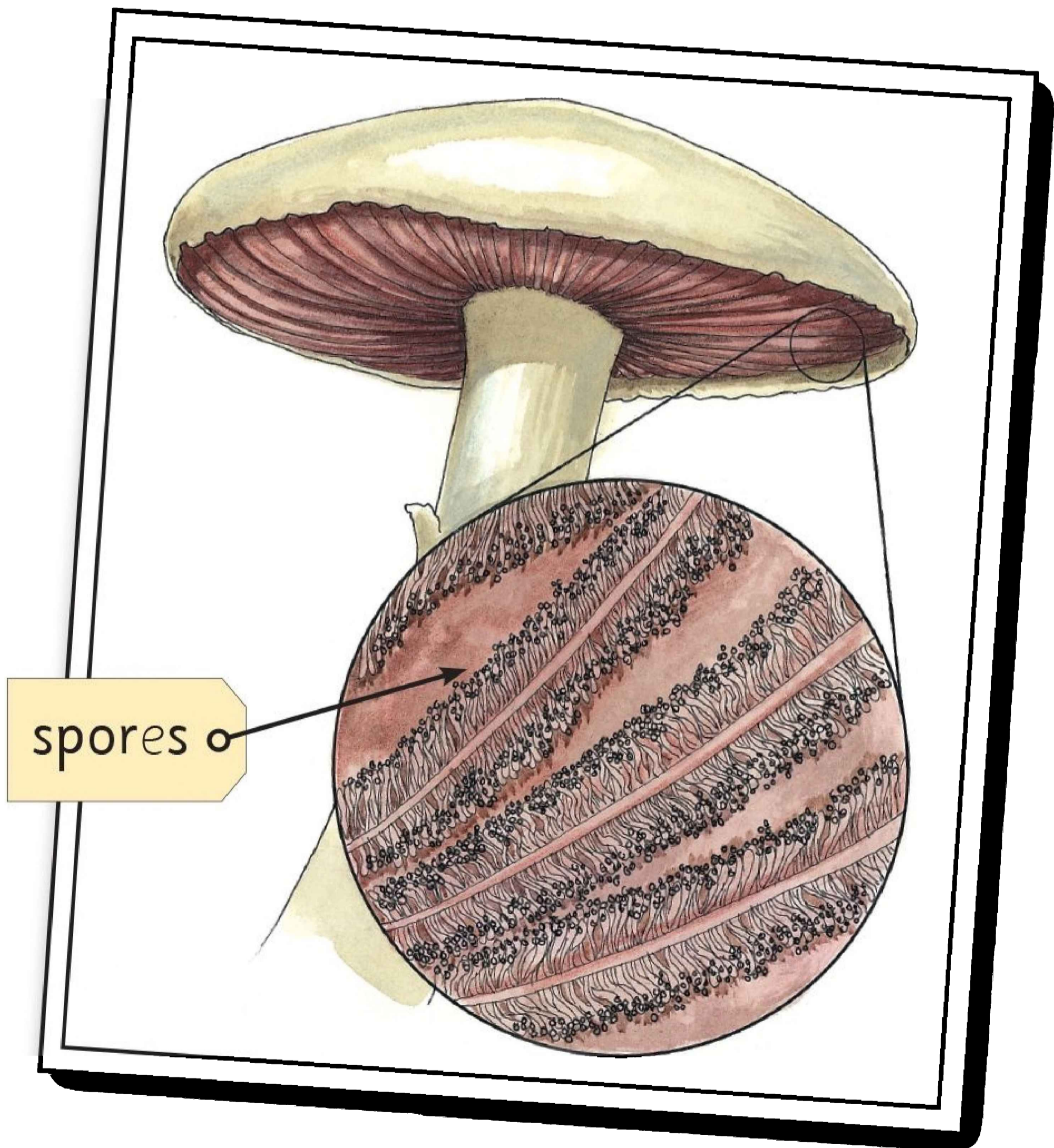
Mushrooms and toadstools are a sort of fungus. Some are edible, but some are poisonous. It is very difficult to tell them apart.





Mushrooms and toadstools have a stem that comes up from the ground with a cap on top. Under the cap, there are lines running out from the middle. These lines are called gills.

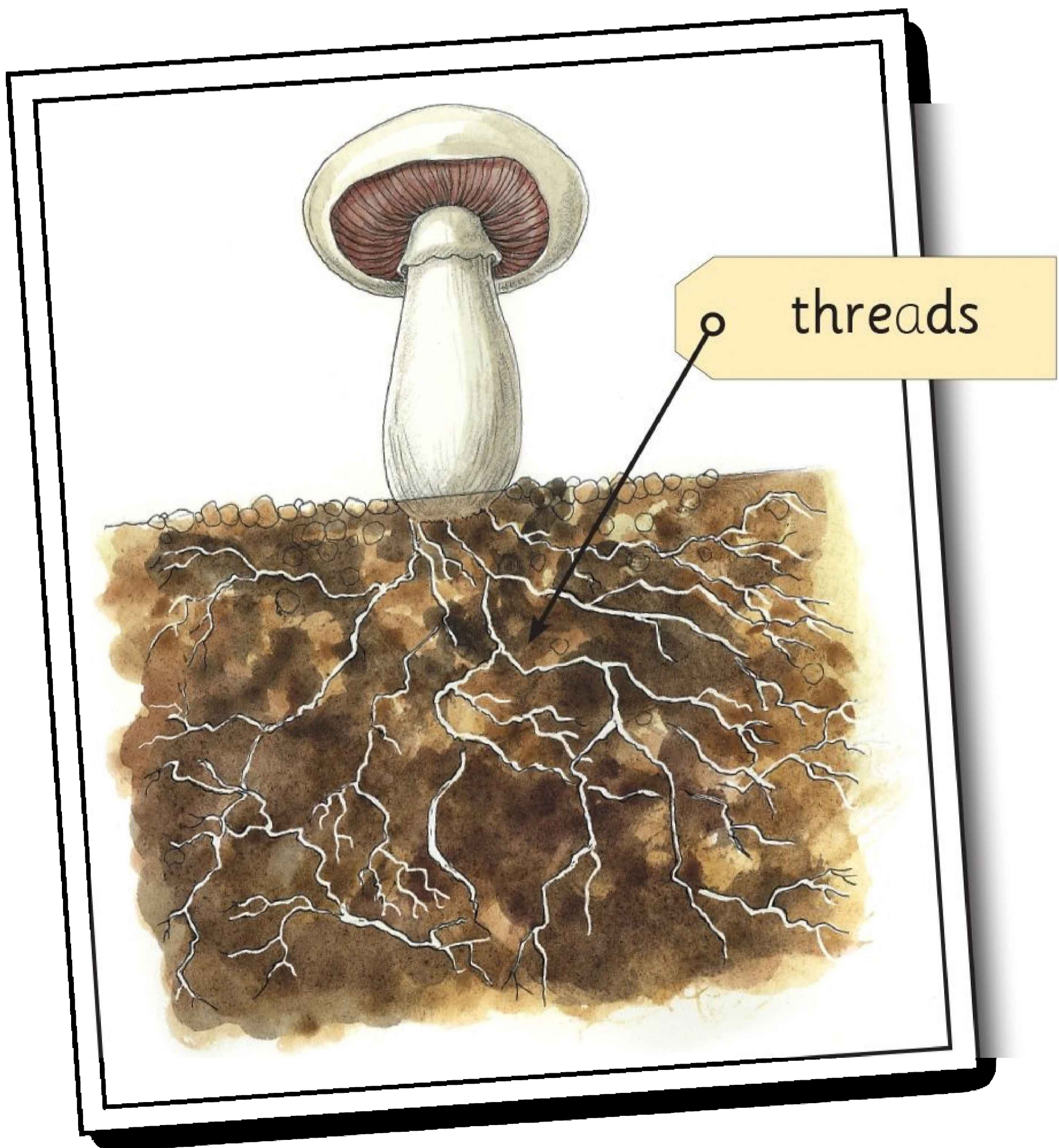
On the gills are spores. Spores are the seeds of mushrooms and toadstools. There are thousands of spores on the gills of a mushroom.






The spores travel on the wind. When they land, they develop small white threads. Mushrooms or toadstools develop from these threads.

Mushrooms and toadstools do not have roots. Instead the small white threads spread out from the stem under the ground. The stem is made up of these threads.



Mushrooms are often found in rings. The threads under the ground travel out and so the ring gets a bit bigger. The threads and mushrooms in the middle of the ring die.



ring of mushrooms



Mushrooms and toadstools start out looking like small buttons. The gills under the cap cannot be seen as the skin on the top is attached to the stem. As the mushroom or toadstool gets bigger, the skin stretches until it rips. You can see the ring of skin on the stem where it was attached.

Mushrooms and toadstools use the threads under the ground to get food. A liquid seeps out of the threads and into the soil, or wood, where the mushroom is. This liquid makes the dead stuff in the soil, or wood, liquid too. The threads then take in all this liquid as food, and it travels up the stem to the rest of the mushroom or toadstool.






Mushrooms and toadstools are found in woods, on trees, in dark damp spots, as well as in gardens.




The deathcap toadstool is very poisonous. It has a little cup at the bottom of the stem. It starts with a pointed white cap, but as it gets bigger, the cap gets flatter and darker. It has a sweet, sickly smell.

Bracket fungus is found on trees. It rots the wood of the tree. Bracket fungus can get very big. Some live on dead wood, but some attack living trees.




o bracket fungus

These mushrooms are shaggy inkcaps. The cap twists up and a dark liquid drips to the ground. They are often seen on the side of roads or on rubbish dumps.




Puffballs are round, white mushrooms. They can get as big as footballs. When they are ripe, they explode and a cloud of spores puffs out.







This is a stinkhorn. It starts as a small, white ball. When it gets bigger, it has a dark cap. The cap is very smelly. This smell attracts flies.

The fungus called dead man's fingers is found on tree stumps. It is black on the outside but white on the inside. It has a short, twisted stem which gets bigger at the top so they look a bit like fingers, which is where it gets its name from.



Truffles are a sort of fungus that develop under the ground. Truffles are used in cooking and are very expensive. Pigs can smell truffles. Farmers train pigs to root out the truffles.



Reading Comprehension

Teachers and parents

An important part of becoming a confident, fluent reader is a child's ability to understand what they are reading. Below are some suggestions on how to develop a child's reading comprehension.


- Make reading this book a shared experience between you and the child. Try to avoid leaving it until the whole book is read before talking about it. Occasionally stop at various intervals throughout the book.
- Ask questions about the characters, the setting, the action and the meaning.
- Encourage the child to think about what might happen next. It does not matter if the answer is right or wrong, so long as the suggestion makes sense and demonstrates understanding.
- Ask the child to describe what is happening in the illustrations.
- Relate what is happening in the book to any real-life experiences the child may have.
- Pick out any vocabulary that may be new to the child and ask what they think it means. If they don't know, explain it and relate it to what is happening in the book.
- Encourage the child to summarise, in their own words, what they have read.

What's in the book?

- What are spores?
- What do mushrooms and toadstools have instead of roots?
- Where do mushrooms and toadstools grow?

What do you think?

- Why shouldn't you pick mushrooms and eat them?
- Are mushrooms you buy in food shops safe to eat?



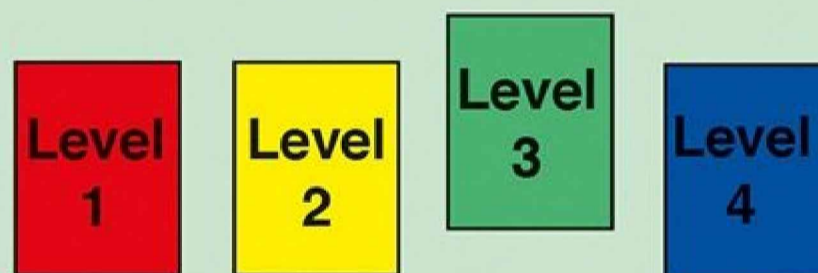


Jolly Phonics Readers are fully decodable books for new readers.


These Readers have been written with a **carefully controlled vocabulary**, and are specifically designed for children who are learning to read and write with *Jolly Phonics*.

- The text in these Green Level Books (third level) uses only **decodable regular words** (words that use the letter-sound knowledge taught so far: the 42 main letter sounds, the alternative sound of <y> at the end of words like *happy* and *sunny* and the 'hop-over <e>' spellings of the long vowel sounds) and a small number of **'tricky' words** (frequently used words that are not fully decodable at this stage).
- All the tricky words and alternative letter-sound spellings used are shown on the front inside cover; these can be used as a quick practice activity before starting the book.
- **Faint type** is used for any silent letters, like the in 'lamb'.
- **Comprehension questions** and discussion topics are included at the end of the book. These ensure that children are not only able to read the text, but also get meaning from the stories.

Green Level Readers



Inky Mouse & Friends	General Fiction	Nonfiction
The Tree That Blinked	The Three Billy Goats Gruff	Snakes
What's in the Box?	The Fox and the Stork	Deserts
The Old Red Tractor	The Outing	Captain Scott
The Model Boat	The Little Merman	Underground
Wait and See!	The Cricket and the Ants	Mushrooms
The Bad-Tempered Goat	Little Monsters	Teeth



© Sara Wernham 2004 (text) © Kevin Maddison 2004 (illustrations)

www.jollylearning.co.uk info@jollylearning.co.uk

Tailours House, High Road, Chigwell, Essex, IG7 6DL, UK. Tel: +44 20 8501 0405
82 Winter Sport Lane, Williston, VT 05495, USA. Tel: +1-800-488-2665

Ebook Edition:
ISBN: 978-1-84414-800-4 EB8004
Printed Edition (only as part of a set):
ISBN: 978-1-84414-022-0 JL229