


Nonfiction

# Oil



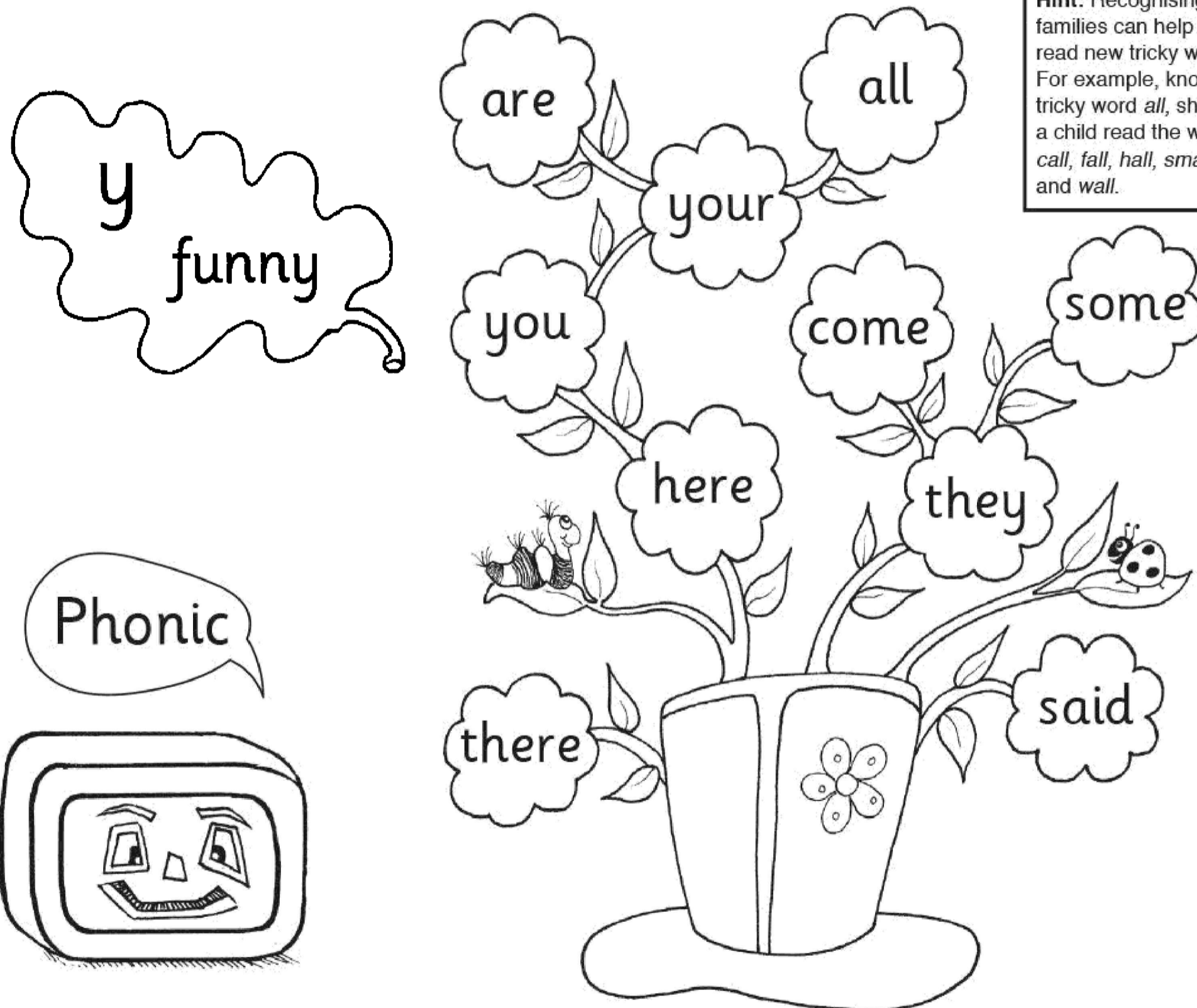
Jolly  
Phonics

## Teachers and parents

Before tackling these Yellow Level Readers, a child will need to be able to:

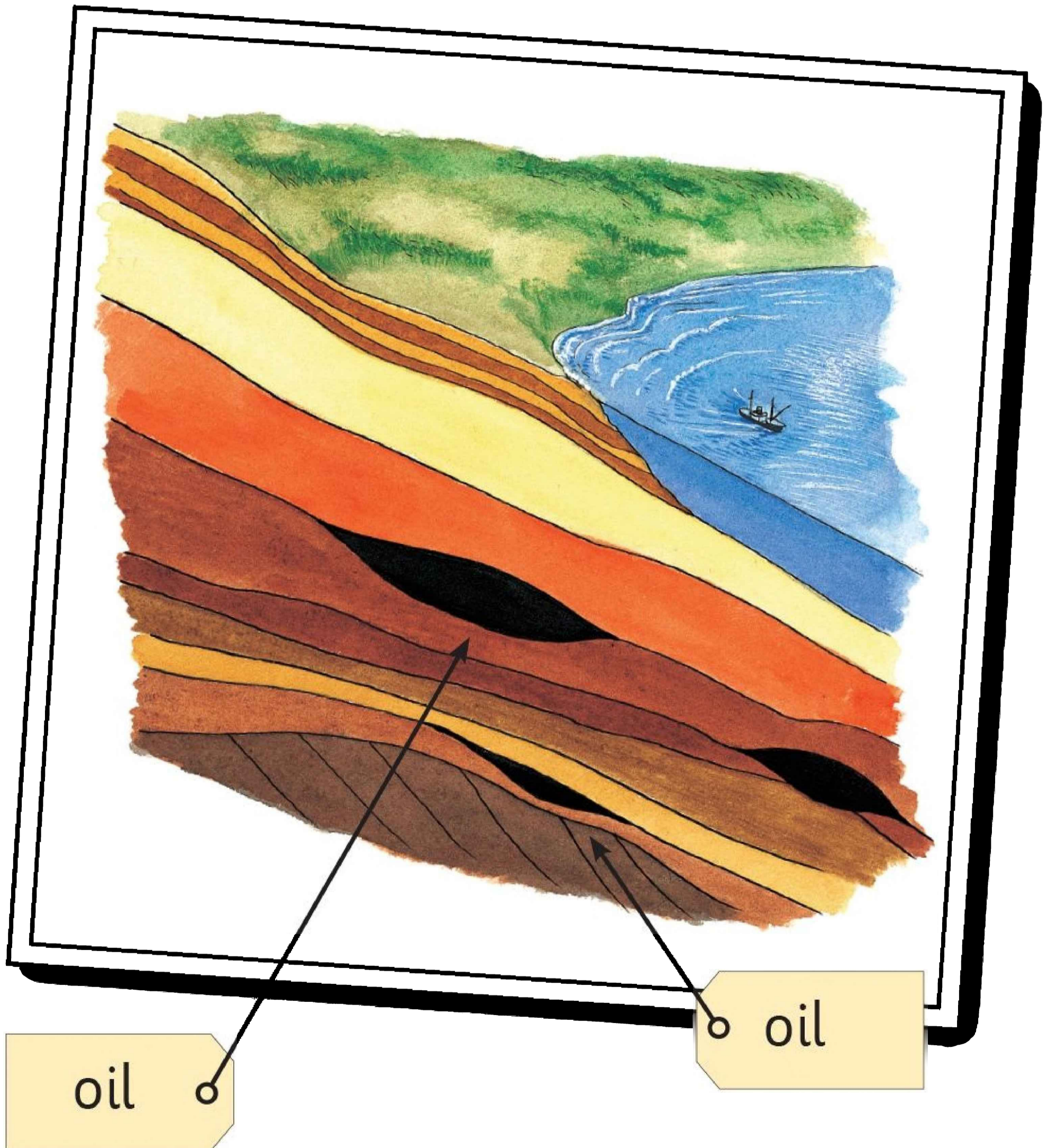
- Recognise the basic 42 letter sounds shown at the bottom of this page;
- Understand the alternative sound made by ⟨y⟩ at the end of words like *happy* and *sunny*, as shown in the leaf below;
- Read (blend) regular words containing these letter sounds;
- Recognise the ten tricky words shown in the flowers below;
- Recognise the names of the three main characters, as well as Phonic.

**Hint:** Recognising word families can help a child read new tricky words. For example, knowing the tricky word *all*, should help a child read the words *ball*, *call*, *fall*, *hall*, *small*, *tall* and *wall*.




s	a	t	i	p	n	ck	e	h	r	m	d	g	o
u	l	f	b	ai	j	oa	ie	ee	or	z	w	ng	v
oo	oo	y	x	ch	sh	th	th	qu	ou	oi	ue	er	ar

There is oil deep under the ground. It is a dark, thick, sticky liquid.




This is an oil rig.




It pumps oil up from under the ground.


A well is drilled to get the oil out.  
The drill is long and thin, with big  
steel teeth.



At the top is a platform. Men live on the platform for some weeks.




helicopter pad




They travel there and back in a helicopter.

Some platforms float on big tanks. Chains attach the rig to the ground.




chains





Some platforms have long legs that stand on the ground.

Derricks support the drill. They stand on top of the rigs.




This ship is an oil tanker.



It transports the oil.

We get lots of different things from oil.





Small amounts of oil are stored in oil drums.

This is a steel band.



The drums are all oil drums!

## Reading Comprehension

### Teachers and parents

An important part of becoming a confident, fluent reader is a child's ability to understand what they are reading. Below are some suggestions on how to develop a child's reading comprehension.


- Make reading this book a shared experience between you and the child. Try to avoid leaving it until the whole book is read before talking about it. Occasionally stop at various intervals throughout the book.
- Ask questions about the characters, the setting, the action and the meaning.
- Encourage the child to think about what might happen next. It does not matter if the answer is right or wrong, so long as the suggestion makes sense and demonstrates understanding.
- Ask the child to describe what is happening in the illustrations.
- Relate what is happening in the book to any real-life experiences the child may have.
- Pick out any vocabulary that may be new to the child and ask what they think it means. If they don't know, explain it and relate it to what is happening in the book.
- Encourage the child to summarise, in their own words, what they have read.

### What's in the book?

- What is oil?
- What does an oil rig do?
- How do the men get to the oil rig?

### What do you think?

- What do we use oil for?
- What does a steel band do?





## Jolly Phonics Readers are fully decodable books for new readers.

These Readers have been written with a **carefully controlled vocabulary**, and are specifically designed for children who are learning to read and write with *Jolly Phonics*.

- The text in these Yellow Level Books (second level) uses only **decodable regular words** (words that are made up from the 42 letter sounds taught in the first stage of *Jolly Phonics*, along with the alternative sound of <y> at the end of words like *happy* and *sunny*) and a small number of **'tricky' words** (frequently used words that are not fully decodable at this stage).
- All the tricky words and letter sounds used in this book are shown on the front inside cover; these can be used as a quick practice activity before starting the book.
- **Faint type** is used for any silent letters, like the <b> in 'lamb'.
- **Comprehension questions** and discussion topics are included at the end of the book. These ensure that children are not only able to read the text, but also get meaning from the stories.

### Yellow Level Readers



#### Inky Mouse & Friends

Phonic  
 Hetty  
 Zack's Present  
 Picnic  
 Spots  
 Looking for Snake

#### General Fiction

Monster Party  
 Crabs  
 Red Hen  
 Swimming  
 The Box  
 Animal Chatter

#### Nonfiction

Rainforests  
 Cheese Stars  
 Oil  
 Lizards  
 Shells  
 Butterflies and Moths



Jolly Learning Ltd

© Sara Wernham 2002 (text) © Kevin Maddison 2002 (illustrations)

[www.jollylearning.co.uk](http://www.jollylearning.co.uk) [info@jollylearning.co.uk](mailto:info@jollylearning.co.uk)

Tailours House, High Road, Chigwell, Essex, IG7 6DL, UK. Tel: +44 20 8501 0405  
 82 Winter Sport Lane, Williston, VT 05495, USA. Tel: +1-800-488-2665

Ebook Edition:  
 ISBN: 978-1-84414-781-6 EB7816  
 Printed Edition (only as part of a set):  
 ISBN: 978-1-90361-939-1 JL394