

Inky Mouse & Friends

Picnic




Jolly
Phonics

Teachers and parents

Before tackling these Yellow Level Readers, a child will need to be able to:

- Recognise the basic 42 letter sounds shown at the bottom of this page;
- Understand the alternative sound made by <y> at the end of words like *happy* and *sunny*, as shown in the leaf below;
- Read (blend) regular words containing these letter sounds;
- Recognise the ten tricky words shown in the flowers below;
- Recognise the names of the three main characters, as well as Phonic.

Hint: Recognising word families can help a child read new tricky words. For example, knowing the tricky word *all*, should help a child read the words *ball*, *call*, *fall*, *hall*, *small*, *tall* and *wall*.



s	a	t	i	p	n	ck	e	h	r	m	d	g	o
u	l	f	b	ai	j	oa	ie	ee	or	z	w	ng	v
oo	oo	y	x	ch	sh	th	th	qu	ou	oi	ue	er	ar



It is sunny and Bee, Snake and Inky have had a picnic.




Snake is asleep and snoring. He has had lots of egg sandwiches.


Bee and Inky are in the forest.
They are looking for interesting
things.



Under the ground is a big ants' nest. The ants are all rushing about.




They can smell something sweet and sticky. Jam!



They come up to the top of the ant hill and look around.

They see Snake asleep in the sun.
They see the picnic things.
They see the jam.



Sweet!




The ants collect the jam jar and march back to the ant hill with it.



Bee and Inky come back from the forest. They have found lots of interesting things.


Snake sits up and looks at the things they have found: sweet chestnuts, some twigs and a bit of bark.

You found lots of things!



It will be dark soon.


Snake, Bee and Inky start to pack up the picnic things.





They look and look but they cannot see the jar of jam.

Under the ground, in the ants' nest, the ants are happy.



They have lots of jam for dinner!

Reading Comprehension

Teachers and parents

An important part of becoming a confident, fluent reader is a child's ability to understand what they are reading. Below are some suggestions on how to develop a child's reading comprehension.

- Make reading this book a shared experience between you and the child. Try to avoid leaving it until the whole book is read before talking about it. Occasionally stop at various intervals throughout the book.

Ask questions about the characters, the setting, the action and the meaning.

- Encourage the child to think about what might happen next. It does not matter if the answer is right or wrong, so long as the suggestion makes sense and demonstrates understanding.

Ask the child to describe what is happening in the illustrations.

- Relate what is happening in the book to any real-life experiences the child may have.
- Pick out any vocabulary that may be new to the child and ask what they think it means. If they don't know, explain it and relate it to what is happening in the book.
- Encourage the child to summarise, in their own words, what they have read.


What's in the book?

- What are Bee and Inky looking for in the forest?
- How do the ants know there is jam in the forest?
- Where do the ants take the jam jar?

What do you think?

What is a picnic?

How do the friends feel when they can't find the jam jar?



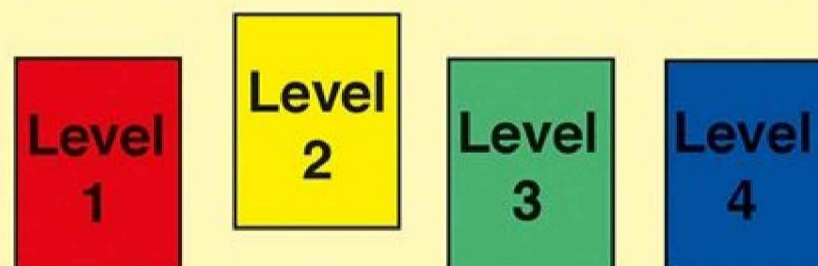


Jolly Phonics Readers are fully decodable books for new readers.

These Readers have been written with a **carefully controlled vocabulary**, and are specifically designed for children who are learning to read and write with *Jolly Phonics*.

- The text in these Yellow Level Books (second level) uses only **decodable regular words** (words that are made up from the 42 letter sounds taught in the first stage of *Jolly Phonics*, along with the alternative sound of <y> at the end of words like *happy* and *sunny*) and a small number of **'tricky' words** (frequently used words that are not fully decodable at this stage).
- All the tricky words and letter sounds used in this book are shown on the front inside cover; these can be used as a quick practice activity before starting the book.
- **Faint type** is used for any silent letters, like the in 'lamb'.
- **Comprehension questions** and discussion topics are included at the end of the book. These ensure that children are not only able to read the text, but also get meaning from the stories.

Yellow Level Readers



Inky Mouse & Friends	General Fiction	Nonfiction
Phonic	Monster Party	Rainforests
Hetty	Crabs	Cheese Stars
Zack's Present	Red Hen	Oil
Picnic	Swimming	Lizards
Spots	The Box	Shells
Looking for Snake	Animal Chatter	Butterflies and Moths



© Sara Wernham 2002 (text) © Lib Stephen 2002 (illustrations)

www.jollylearning.co.uk info@jollylearning.co.uk

Tailours House, High Road, Chigwell, Essex, IG7 6DL, UK. Tel: +44 20 8501 0405
82 Winter Sport Lane, Williston, VT 05495, USA. Tel: +1-800-488-2665

Ebook Edition:
ISBN: 978-1-84414-770-0 EB7700
Printed Edition (only as part of a set):
ISBN: 978-1-90361-986-5 JL866