

General Fiction

Swimming




Jolly
Phonics

Teachers and parents


Before tackling these Yellow Level Readers, a child will need to be able to:

- Recognise the basic 42 letter sounds shown at the bottom of this page;
- Understand the alternative sound made by <y> at the end of words like *happy* and *sunny*, as shown in the leaf below;
- Read (blend) regular words containing these letter sounds;
- Recognise the ten tricky words shown in the flowers below;
- Recognise the names of the three main characters, as well as Phonic.

Hint: Recognising word families can help a child read new tricky words. For example, knowing the tricky word *all*, should help a child read the words *ball*, *call*, *fall*, *hall*, *small*, *tall* and *wall*.



s	a	t	i	p	n	ck	e	h	r	m	d	g	o
u	l	f	b	ai	j	oa	ie	ee	or	z	w	ng	v
oo	oo	y	x	ch	sh	th	th	qu	ou	oi	ue	er	ar



The children are waiting for a bus. Miss Beech is with them.



They all have big bags. They all chatter happily except Seth. He stands and looks at the ground.

The bus comes and the children
and Miss Beech get on it.



They get off the bus at the swimming pool.



Martin, the instructor, tells the children to get into the pool.



They jump in.

Seth hangs back.
“Come on, Seth!” shouts Martin.
“Hurry up and get in the pool.”





Seth is not a good swimmer.
He still needs floats.

“Kick your legs,”
Martin tells the children.
There is a lot of splashing.





Seth tries not to get splashed.
Next the children swim across the
pool and back again.

They do lots of things in the swimming lesson...



...mushroom floats, star floats,
and picking up rings from the
bottom of the pool.



Martin tells the children to swim up to the deep end. Seth stands and shivers.

Then suddenly Ben cries,
“Look! Seth is swimming!”



The children, Miss Beech
and Martin all clap.
Seth feels very proud.

Reading Comprehension

Teachers and parents

An important part of becoming a confident, fluent reader is a child's ability to understand what they are reading. Below are some suggestions on how to develop a child's reading comprehension.


- Make reading this book a shared experience between you and the child. Try to avoid leaving it until the whole book is read before talking about it. Occasionally stop at various intervals throughout the book.
- Ask questions about the characters, the setting, the action and the meaning.
- Encourage the child to think about what might happen next. It does not matter if the answer is right or wrong, so long as the suggestion makes sense and demonstrates understanding.
- Ask the child to describe what is happening in the illustrations.
- Relate what is happening in the book to any real-life experiences the child may have.
- Pick out any vocabulary that may be new to the child and ask what they think it means. If they don't know, explain it and relate it to what is happening in the book.
- Encourage the child to summarise, in their own words, what they have read.

What's in the book?

- How do the children get to the swimming pool?
- Why does Seth need floats?
- Where does Martin tell the children to swim to?

What do you think?

- Why does Seth not want to go swimming?
- Why does everyone clap Seth?



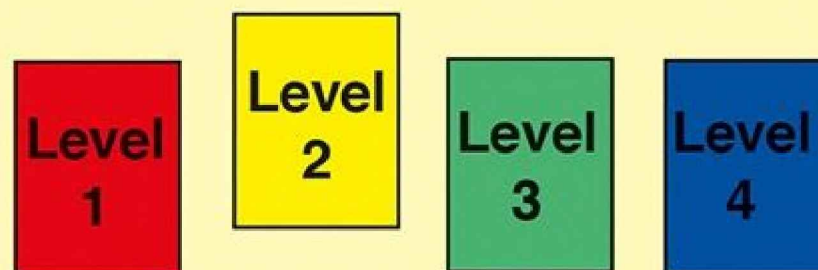


Jolly Phonics Readers are fully decodable books for new readers.

These Readers have been written with a **carefully controlled vocabulary**, and are specifically designed for children who are learning to read and write with *Jolly Phonics*.

- The text in these Yellow Level Books (second level) uses only **decodable regular words** (words that are made up from the 42 letter sounds taught in the first stage of *Jolly Phonics*, along with the alternative sound of <y> at the end of words like *happy* and *sunny*) and a small number of **'tricky' words** (frequently used words that are not fully decodable at this stage).
- All the tricky words and letter sounds used in this book are shown on the front inside cover; these can be used as a quick practice activity before starting the book.
- **Faint type** is used for any silent letters, like the in 'lamb'.
- **Comprehension questions** and discussion topics are included at the end of the book. These ensure that children are not only able to read the text, but also get meaning from the stories.

Yellow Level Readers



Inky Mouse & Friends

Phonic
 Hetty
 Zack's Present
 Picnic
 Spots
 Looking for Snake

General Fiction

Monster Party
 Crabs
 Red Hen
 Swimming
 The Box
 Animal Chatter

Nonfiction

Rainforests
 Cheese Stars
 Oil
 Lizards
 Shells
 Butterflies and Moths



Jolly Learning Ltd

© Sara Wernham 2002 (text) © Lib Stephen 2002 (illustrations)

www.jollylearning.co.uk info@jollylearning.co.uk

Tailours House, High Road, Chigwell, Essex, IG7 6DL, UK. Tel: +44 20 8501 0405
 82 Winter Sport Lane, Williston, VT 05495, USA. Tel: +1-800-488-2665

Ebook Edition:
 ISBN: 978-1-84414-776-2 EB7762
 Printed Edition (only as part of a set):
 ISBN: 978-1-90361-993-3 JL939