


General Fiction

The Wind and the Sun




Jolly
Phonics


Teachers and parents

Before tackling these Red Level Readers, a child will need to be able to:

- Recognise the basic 42 letter sounds shown at the bottom of this page;
- Read (blend) regular words containing these letter sounds;
- Recognise the eleven tricky words shown in the flowers below;
- Recognise the names of the three main characters: Inky, Snake and Bee.




s	a	t	i	p	n	ck	e	h	r	m	d	g	o
u	l	f	b	ai	j	oa	ie	ee	or	z	w	ng	v
oo	oo	y	x	ch	sh	th	th	qu	ou	oi	ue	er	ar



The Wind and the Sun
argued.

“I am the strongest!”



shouted the Wind.

“I am!”



glinted the Sun.

“I bet I can get

that
man’s
coat
off!”



boasted
the Wind.

He tried hard,





but the man just shivered
and held on to his coat.



“I can do better,”
flashed the Sun.

It got hotter and hotter
until the man took off
his coat.





The Wind stormed off and
the Sun just glittered.

Reading Comprehension

Teachers and parents

An important part of becoming a confident, fluent reader is a child's ability to understand what they are reading. Below are some suggestions on how to develop a child's reading comprehension.


- Make reading this book a shared experience between you and the child. Try to avoid leaving it until the whole book is read before talking about it. Occasionally stop at various intervals throughout the book.
- Ask questions about the characters, the setting, the action and the meaning.
- Encourage the child to think about what might happen next. It does not matter if the answer is right or wrong, so long as the suggestion makes sense and demonstrates understanding.
- Ask the child to describe what is happening in the illustrations.
- Relate what is happening in the book to any real-life experiences the child may have.
- Pick out any vocabulary that may be new to the child and ask what they think it means. If they don't know, explain it and relate it to what is happening in the book.
- Encourage the child to summarise, in their own words, what they have read.

What's in the book?

- Who is arguing?
- What does the Wind shout?
- What does the man do when it gets hotter and hotter?

What do you think?

- Why can't the Wind get the man's coat off?
- Why does the Wind storm off?





Jolly Phonics Readers are fully decodable books for new readers.

These Readers have been written with a **carefully controlled vocabulary**, and are specifically designed for children who are learning to read and write with *Jolly Phonics*.

- The text in these Red Level Books (first level) uses only **decodable regular words** (words that are made up from the 42 letter sounds taught in the first stage of *Jolly Phonics*) and a small number of **'tricky' words** (frequently used words that are not fully decodable at this stage).
- All the tricky words and letter sounds used in this book are shown on the front inside cover; these can be used as a quick practice activity before starting the book.
- **Faint type** is used for any silent letters, like the in 'lamb'.
- **Comprehension questions** and discussion topics are included at the end of the book. These ensure that children are not only able to read the text, but also get meaning from the stories.

Red Level Readers



Inky Mouse & Friends

Mud
Inky
Zack
Snake
Monster Footsteps
Moat Farm

General Fiction

The Rocket
Monsters
The Pond
Helping
The Wind and the Sun
Book Week

Nonfiction

Star and Fish
A Dog Has Pups
A Shoal of Fish
Slugs and Snails
Foxes
Insects



Jolly Learning Ltd

© Sara Wernham 2001 (text) © Kevin Maddison 2001 (illustrations)

www.jollylearning.co.uk info@jollylearning.co.uk

Tailours House, High Road, Chigwell, Essex, IG7 6DL, UK. Tel: +44 20 8501 0405
82 Winter Sport Lane, Williston, VT 05495, USA. Tel: +1-800-488-2665

Ebook Edition:
ISBN: 978-1-84414-759-5 EB7595
Printed Edition (only as part of a set):
ISBN: 978-1-90361-960-5 JL602